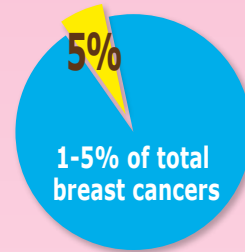
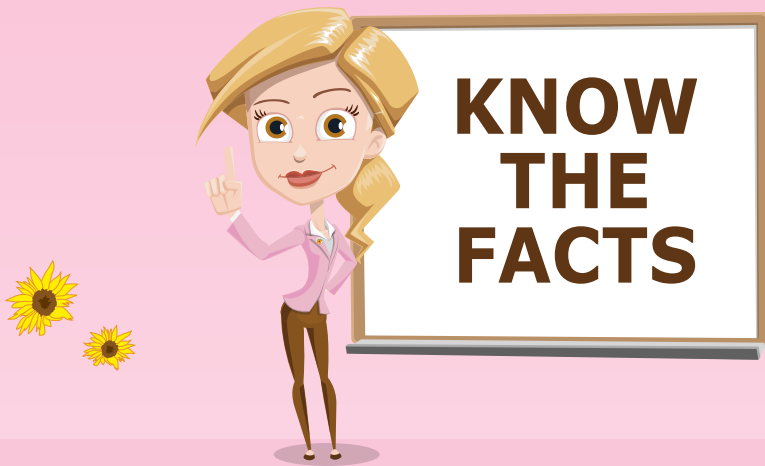



INFLAMMATORY BREAST CANCER (IBC)



Inflammatory Breast Cancer

ABOUT 1300 **YOUNG WOMEN** ARE DIAGNOSED WITH BREAST CANCER EVERY YEAR IN CANADA

KNOW YOUR RISK **IBF RISK FACTORS**

- being female • African heritage
- being young • obesity

Breast Cancer in young women is the leading cause of AYA cancer deaths!

IBC IS MORE COMMON IN YOUNGER WOMEN (15-39 years) WITH BREAST CANCER

- IBC occurs when a growth of cells forms in the breast tissue (cancer cells invade the skin lymphatic channels)
- IBC can develop quickly and may spread to other parts of the body
- fast changes may appear in one breast over several weeks
- symptoms include breast enlargement (swelling), pitting or thickening of the skin (orange peel appearance), redness or purple colouring (bruised appearance), breast pain (tenderness), nipple flattened or retracted (inverted), enlarged lymph nodes (Mayo Clinic)



EARLY DETECTION SAVES LIVES!

- when diagnosed early there is usually a better chance of successful treatment
- earlier diagnosis can occur when young women report unusual breast changes to a doctor



TAKE CARE OF YOURSELF ❤️



visit
teamshan.ca



FONDATION
CURE
FOUNDATION
cancer du sein
breast cancer